

Solution Brief

Software and Infrastructure from SAP and Lenovo

Objectives

Solution

Benefits

Quick Facts

Cut Costs and Speed Responses with SAP IT Operations Analytics and Lenovo XClarity Administrator



Holistic monitoring and analysis of your entire data center

Holistic monitoring and analysis of your entire data center

Clear visibility into Lenovo systems and SAP applications

One complete and integrated data center monitoring solution

Every day your IT teams monitor and respond to millions, if not billions, of signals in your IT landscape – as they administer servers, oversee operating systems, and manage applications. Teams often work in isolation from each other, relying on a diverse collection of monitoring tools to help them identify issues and puzzle out solutions – frequently needing to jump from one tool to another to understand the situations at hand.

What if you had a single, proactive analytic view that could integrate your SAP application data and Lenovo server data, as well as your network data, master data, agent data, and more, to deliver a “single pane of glass” view into your environments? What if this tool included visualizations and dashboards that enabled you to fully understand what’s happening in those environments? Plus, the ability to enrich this integrated data with predictive capabilities to forecast future issues – and prevent them before they occur?

With the SAP IT Operations Analytics and Lenovo XClarity Administrator solution, you can streamline your IT operations, speed response times, and reduce costs with a single, unified view into both SAP applications and Lenovo systems in your data center operation. Gain holistic transparency across your network and leverage fast, accurate root cause analysis, so you can focus on analyzing and preventing incidents instead of just reacting to them.



Clear visibility into Lenovo systems and SAP applications

Holistic monitoring and analysis of your entire data center

Clear visibility into Lenovo systems and SAP applications

One complete and integrated data center monitoring solution

SAP and Lenovo have jointly developed a powerful and unique software layer to analyze and optimize modern Lenovo data centers: SAP IT Operations Analytics and Lenovo XClarity Administrator.

SAP IT Operations Analytics enables IT and data center administrators to oversee, operate, and stay in complete control of their data center operations. A proactive and holistic infrastructure solution, it delivers a single analytic view of your network, in real time.

With Lenovo XClarity Administrator, users can quickly deploy, monitor, and manage multiple

systems in the data center with one centralized resource management solution. Delivering fast, flexible, and scalable hardware systems management, the application seamlessly integrates Lenovo servers, networking, and storage, including servers running SAP HANA.

Combined, SAP IT Operations Analytics and Lenovo XClarity Administrator provide clear visibility into Lenovo servers and storage by integrating data from Lenovo XClarity Administrator and information from SAP environments hosted on Lenovo servers – offering the best way to monitor data centers with SAP applications running on Lenovo servers.

The joint solution integrates data from Lenovo XClarity Administrator and information from SAP environments hosted on Lenovo servers.



One complete and integrated data center monitoring solution

Holistic monitoring and analysis of your entire data center

Clear visibility into Lenovo systems and SAP applications

One complete and integrated data center monitoring solution

Previously, IT teams had to employ two different tools to get an overview of their complex data center landscape: Lenovo XClarity Administrator for an understanding of server performance, operation and behavior, and another tool to view metrics from SAP applications.

Now, these tools have been brought together into one easy-to-use joint solution. With just one tool, you get information from both environments, in a single view. Application issues are often caused by underlying hardware situations, and vice versa. Having a single console allows you to easily pinpoint the cause of an issue, reducing time to resolution.

A powerful, analytics-based solution, SAP IT Operations Analytics combined with Lenovo

XClarity Administrator also augments your other monitoring tools with user-friendly analytics and predictive capabilities. SAP IT Operations Analytics and Lenovo XClarity Administrator can analyze collected and additional data to deliver a holistic overview of your entire data center – such as predictive failure alerts, power and temperature thresholds, serviceable events, and more – along with data analytics to help you effectively manage your landscape.

With clear visibility into your complex network and data center devices, you can collect, process, and analyze massive volumes of streaming data – and resolve both system and application issues in real time.



Objectives

Solution

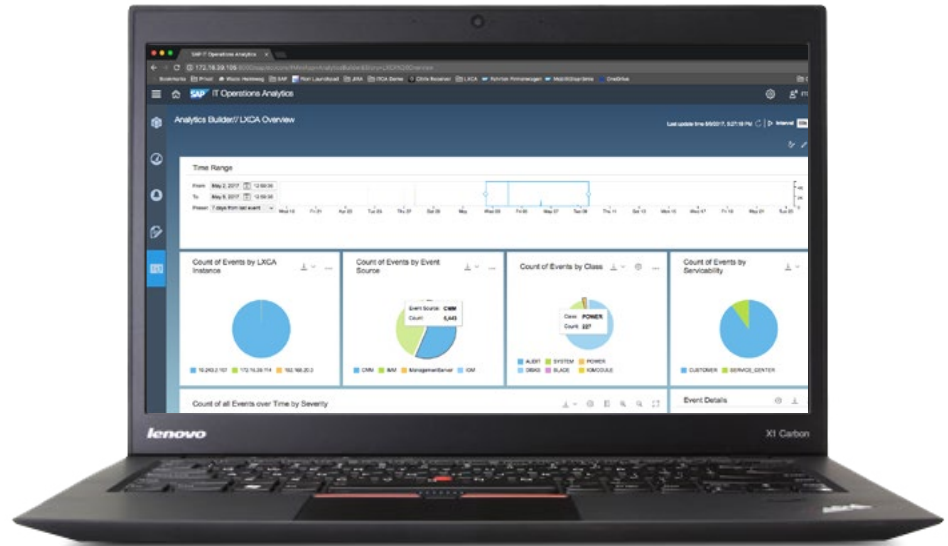
Benefits

Quick Facts

Holistic monitoring and analysis of your entire data center

Clear visibility into Lenovo systems and SAP applications

One complete and integrated data center monitoring solution



Overview dashboard combining various high-level information from Lenovo XClarity Administrator in one single view



Objectives

Solution

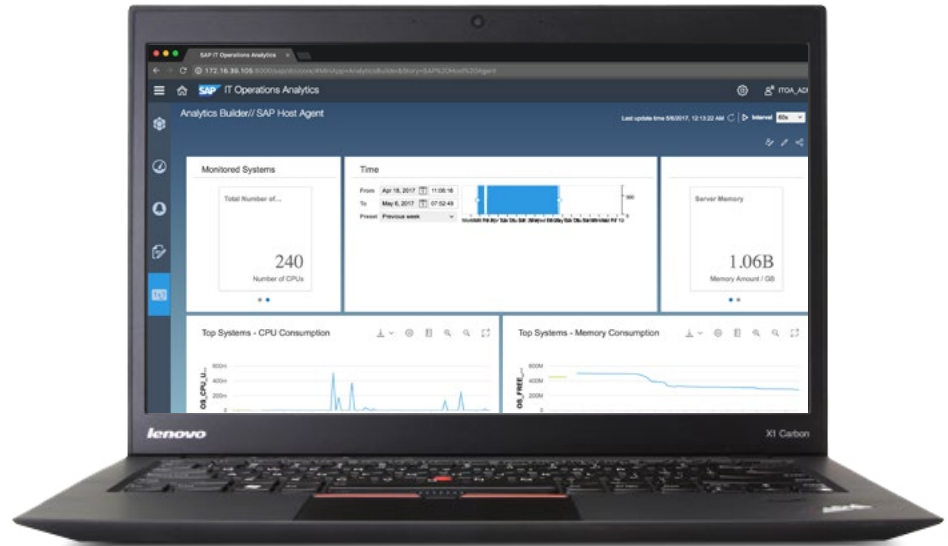
Benefits

Quick Facts

Holistic monitoring and analysis of your entire data center

Clear visibility into Lenovo systems and SAP applications

One complete and integrated data center monitoring solution



Dashboard showing OS performance-related data coming from SAP Host Agents



Objectives

Solution

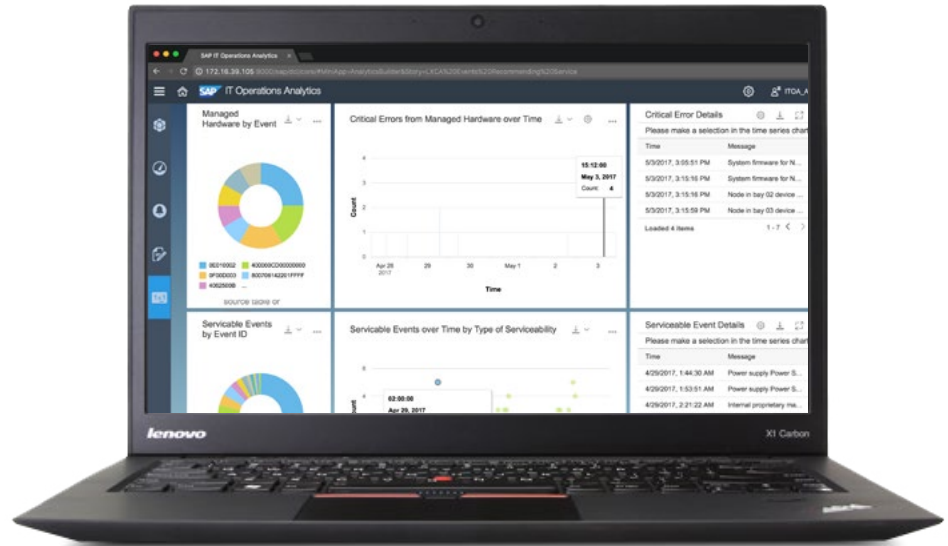
Benefits

Quick Facts

Holistic monitoring and analysis of your entire data center

Clear visibility into Lenovo systems and SAP applications

One complete and integrated data center monitoring solution



Example of detailed dashboard with charts and drill-down capabilities on events recommending service to Lenovo customers



Objectives

Solution

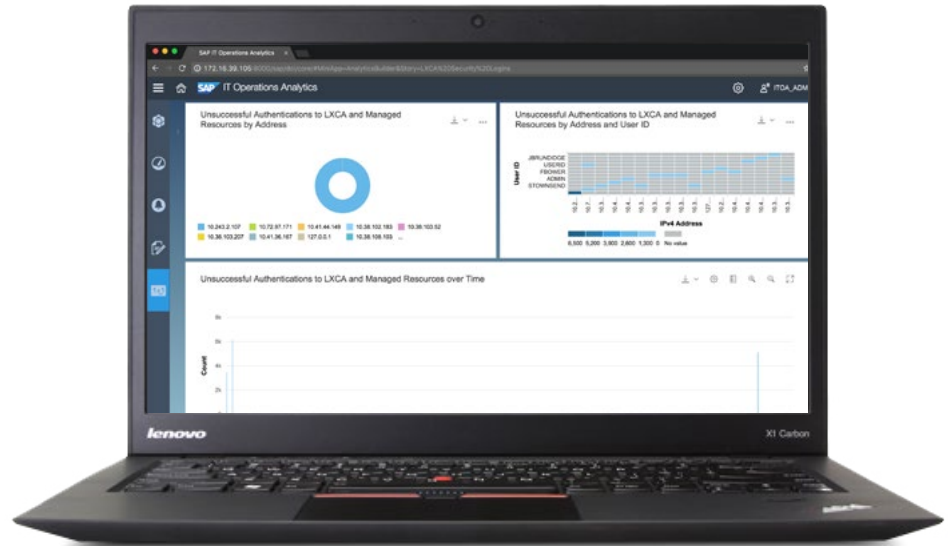
Benefits

Quick Facts

Holistic monitoring and analysis of your entire data center

Clear visibility into Lenovo systems and SAP applications

One complete and integrated data center monitoring solution



Example of detailed dashboard showing Security and Login-related events on systems on different types of charts



Objectives

Solution

Benefits

Quick Facts

Save time and money with one combined data center analytics solution

Get a holistic, real-time overview of all events, conditions, and issues in your Lenovo data center landscape

Expedite root-cause analysis with powerful drill-down

Gain deeper insights with pre-built visualizations and dashboards

Augment existing tools with non-disruptive analysis

Optimize IT resources

Reduce risk by optimizing and prioritizing trouble tickets

Predict problems before they happen

Drive more business value from your IT infrastructure

This partnership between SAP and Lenovo combines the power of SAP IT Operations Analytics with Lenovo XClarity Administrator, delivering major benefits to both data center and IT operators, and senior executives:

Get a holistic, real-time overview of all events, conditions, and issues in your Lenovo data center landscape

By eliminating formerly segregated information on servers and applications, you gain a 'single pane of glass' view to your operations, letting you better orchestrate your responses to alerts, events, conditions, and issues. The number of tickets open will be lessened, and the number of people assigned to respond will be reduced – allowing you to gain efficiencies and reduce costs.

Expedite root-cause analysis with powerful drill-down

Along with other unique data capabilities, this tool combines datasets in one view. Because all event

information is in one place, when you receive an event from one aspect of your operation, you can quickly and easily gauge its impact on another operational area. The solution delivers powerful drill-down capabilities to help you quickly find the root cause of problems, and help you identify data trends. In the case of an outage, for example, incremental filtering capabilities allow you to drill down from a large dataset to find suspicious data points, and then keep drilling down to find the single root cause of the problem.

Gain deeper insights with pre-built visualizations and dashboards

Previously, customers had to figure out which metrics were important to them, and build visualizations and dashboards on their own.



Save time and money with one combined data center analytics solution

Get a holistic, real-time overview of all events, conditions, and issues in your Lenovo data center landscape

Expedite root-cause analysis with powerful drill-down

Gain deeper insights with pre-built visualizations and dashboards

Augment existing tools with non-disruptive analysis

Optimize IT resources

Reduce risk by optimizing and prioritizing trouble tickets

Predict problems before they happen

Drive more business value from your IT infrastructure

This solution provides a content package that can be deployed in a near plug-and-play fashion, letting you choose from a list of metrics that can be easily implemented. You get user-friendly dashboards with visualizations to help you manage and optimize your data centers, without having to manually identify and determine the metrics to track.

Augment existing tools with non-disruptive analysis

This combined analytics tool is not just another set of monitoring tools. In fact, you do not have to replace your existing tool set. Because it's analytics-based, the solution sits on top of your existing monitoring tools to take in data from numerous sources. It uses your existing monitoring tools as input to give you an enhanced overview of your data centers, and provide you with analytics data to help you effectively manage your entire landscape.

Optimize IT resources

With additional data from your infrastructure, you get more insight into your IT landscape. You can quickly identify server and storage systems that are underutilized or stressed, and reallocate resources accordingly.

Reduce risk by optimizing and prioritizing trouble tickets

Managers need to understand the business impact of an event – not just that a server is down, or that a switch isn't working. They need to understand if a problem is mission critical, and how it impacts the bottom line. This solution integrates easy access to master data, so you can evaluate the business impact of an event using contracts and service level agreements – important insight other solutions typically do not offer.



Save time and money with one combined data center analytics solution

Get a holistic, real-time overview of all events, conditions, and issues in your Lenovo data center landscape

Expedite root-cause analysis with powerful drill-down

Gain deeper insights with pre-built visualizations and dashboards

Augment existing tools with non-disruptive analysis

Optimize IT resources

Reduce risk by optimizing and prioritizing trouble tickets

Predict problems before they happen

Drive more business value from your IT infrastructure

Predict problems before they happen

With the solution's forecasting functionality, you can perform capacity planning and justify budget spend. More importantly, you can prevent some outages before they even occur, allowing you to shift from being reactive to being proactive. Don't wait for alerts to come in and then respond: See potential disruptions in the network and take action before they happen, or be able to respond more efficiently when they do occur.

Get started with the complimentary Lenovo XClarity Administrator and SAP connector

To get the most from your Lenovo XClarity Administrator and SAP IT Operations Analytics investments, leverage a free connector, jointly developed by Lenovo and SAP, to deliver direct integration between the products, as well as pre-built dashboards to analyze your Lenovo systems in the context of your SAP applications.

Lenovo also includes a limited-use license of SAP IT Operations Analytics with each SAP HANA appliance shipped, and offers SAP HANA and SAP IT Operations Analytics installation and management services to help accelerate deployment.

Drive more business value from your IT infrastructure

Gain visibility for higher-level managers and C-level executives such as CIOs, with an end-to-end perspective of IT operations and data center performance. When something goes wrong, a single pane of glass view allows managers to quickly identify – and assign teams to remedy – the problem.



Objectives

Solution

Benefits

Quick Facts

Summary

Streamline your IT operations, speed response times, and reduce costs with SAP IT Operations Analytics and Lenovo XClarity Administrator, a single, unified view into both SAP applications and your Lenovo data center operation. The analytics-based solution can analyze collected and additional data – and augment your other existing monitoring tools – enabling you to resolve both system and application issues in real time and more effectively manage your data center landscape.

Objectives

- Obtain a 'single pane of glass' view into your integrated Lenovo server and SAP application environments
- Gain a thorough understanding of the data center and SAP application environment
- Predict and prevent Lenovo data center issues before they occur

Solution

- One easy-to-use joint solution delivering information from both Lenovo XClarity Administrator and SAP application environments, in a single view
- User-friendly data analytics and predictive capabilities
- Free connector for direct integration with both products, plus pre-built dashboards to analyze your Lenovo systems in the context of your SAP applications

Benefits

- Proactive management of your Lenovo data center and SAP applications landscape
- Resolve both system and application issues in real time
- Better orchestration of responses to alerts, events, conditions, and issues

Learn more

For more information visit sap.com/itoo, the [Lenovo XClarity](#) web page, or contact your SAP or Lenovo representative.



© 2017 SAP SE or an SAP affiliate company. All rights reserved.

No part of this publication may be reproduced or transmitted in any form or for any purpose without the express permission of SAP SE or an SAP affiliate company.

SAP and other SAP products and services mentioned herein as well as their respective logos are trademarks or registered trademarks of SAP SE (or an SAP affiliate company) in Germany and other countries. Please see <http://www.sap.com/corporate-en/legal/copyright/index.epx#trademark> for additional trademark information and notices. Some software products marketed by SAP SE and its distributors contain proprietary software components of other software vendors.

National product specifications may vary.

These materials are provided by SAP SE or an SAP affiliate company for informational purposes only, without representation or warranty of any kind, and SAP SE or its affiliated companies shall not be liable for errors or omissions with respect to the materials. The only warranties for SAP SE or SAP affiliate company products and services are those that are set forth in the express warranty statements accompanying such products and services, if any. Nothing herein should be construed as constituting an additional warranty.

In particular, SAP SE or its affiliated companies have no obligation to pursue any course of business outlined in this document or any related presentation, or to develop or release any functionality mentioned therein. This document, or any related presentation, and SAP SE's or its affiliated companies' strategy and possible future developments, products, and/or platform directions and functionality are all subject to change and may be changed by SAP SE or its affiliated companies at any time for any reason without notice. The information in this document is not a commitment, promise, or legal obligation to deliver any material, code, or functionality. All forward-looking statements are subject to various risks and uncertainties that could cause actual results to differ materially from expectations. Readers are cautioned not to place undue reliance on these forward-looking statements, which speak only as of their dates, and they should not be relied upon in making purchasing decisions.



© 2017 Lenovo. All rights reserved.

Lenovo may not offer the products, services, or features discussed in this document in all countries. Consult your local Lenovo representative for information on the products and services currently available in your area. Any reference to a Lenovo product, program, or service is not intended to state or imply that only that Lenovo product, program, or service may be used. Any functionally equivalent product, program, or service that does not infringe any Lenovo intellectual property right may be used instead. However, it is the user's responsibility to evaluate and verify the operation of any other product, program, or service. Lenovo may have patents or pending patent applications covering subject matter described in this document. The furnishing of this document does not give you any license to these patents.

You can send license inquiries, in writing, to:

Lenovo (United States), Inc.
1009 Think Place - Building One
Morrisville, NC 27560
U.S.A.

Attention: Lenovo Director of Licensing

LENOVO PROVIDES THIS PUBLICATION "AS IS" WITHOUT WARRANTY OF ANY KIND, EITHER EXPRESS OR IMPLIED, INCLUDING, BUT NOT LIMITED TO, THE IMPLIED WARRANTIES OF NON-INFRINGEMENT, MERCHANTABILITY OR FITNESS FOR A PARTICULAR PURPOSE.

Neither this documentation nor any part of it may be copied or reproduced in any form or by any means or translated into another language, without the prior consent of Lenovo. This document could include technical inaccuracies or errors.

The information contained in this document is subject to change without any notice. Lenovo reserves the right to make any such changes without obligation to notify any person of such revision or changes. Lenovo makes no commitment to keep the information contained herein up to date. Any references in this publication to non-Lenovo Web sites are provided for convenience only and do not in any manner serve as an endorsement of those Web sites. The materials at those Web sites are not part of the materials for this Lenovo product, and use of those Web sites is at your own risk. Information concerning non-Lenovo products was obtained from a supplier of these products, published announcement material, or other publicly available sources and does not constitute an endorsement of such products by Lenovo. Sources for non-Lenovo list prices and performance numbers are taken from publicly available information, including vendor announcements and vendor worldwide home pages. Lenovo has not tested these products and cannot confirm the accuracy of performance, capability, or any other claims related to non-Lenovo products. Questions on the capability of non-Lenovo products should be addressed to the supplier of those products.

Lenovo, the Lenovo logo, System x and For Those Who Do are trademarks or registered trademarks of Lenovo in the United States, other countries, or both. Other product and service names might be trademarks of Lenovo or other companies.

A current list of Lenovo trademarks is available on the web at: <http://www.lenovo.com/legal/copytrade.html>.

Intel, Intel Xeon, Itanium, and Pentium are trademarks or registered trademarks of Intel Corporation or its subsidiaries in the United States and other countries.

UNIX is a registered trademark of The Open Group in the United States and other countries.

Linux is a trademark of Linus Torvalds in the United States, other countries, or both.

Other company, product or service names may be trademarks or service marks of others.

The Lenovo logo, consisting of the word "Lenovo" in white lowercase letters on a red rectangular background.